

ADAM™

READ ME FIRST

**THE ADAM RFI-1 KIT —
A small but important addition
to your ADAM System**

READ ME FIRST

COLECO RFI-1 KIT

A small but important addition to your ADAM Family Computer System or Expansion Module #3.....

The Federal Communications Commission (FCC) provides interference standards for computers and other electronic equipment. Your ADAM Family Computer was designed to meet those FCC standards.

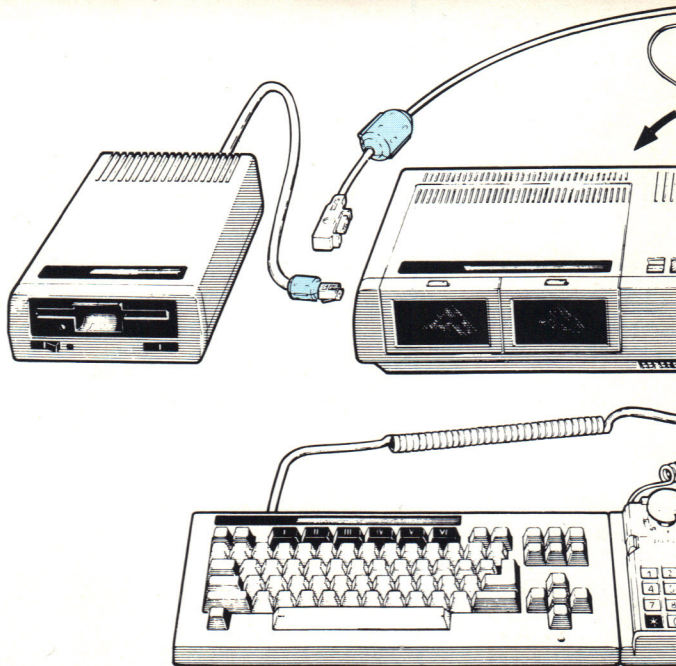
Now, with the addition of peripheral devices to your ADAM Family Computer System, RFI-1 sleeves must also be added to maintain those interference-acceptable levels and to assure continued FCC certification.

Coleco provides the RFI-1 Kit for this purpose. The RFI-1 Kit contains one large sleeve for the printer and several small sleeves for the remaining peripheral devices and controllers. The sleeves are shown, installed on the ADAM system, in the illustration below.

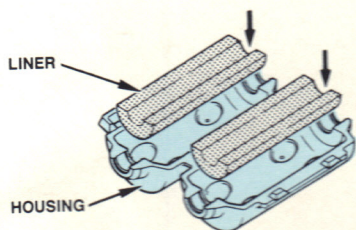
How to install . . .

Before you connect the peripherals to your ADAM Memory Console, install the sleeves on the cables.

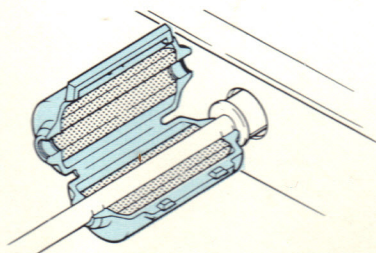
WARNING: Whenever you are handling or installing cables for your ADAM, turn the ON/OFF switch on the back of the printer to OFF and unplug the power cord from the electrical wall outlet.



- If, during shipping, the liners became separated from the housings, please reinstall the liners into the housing. The liners are FRAGILE: use care when handling.
- Place the small sleeves around the peripheral and controller cables, butting each sleeve against the ADAM connector.
- Place the large sleeve around the printer cable — approximately 2 inches from the connector.
- Close the sleeves over the cables, being careful that the liners don't become unseated. Now apply some pressure, until you feel the closures "snap."

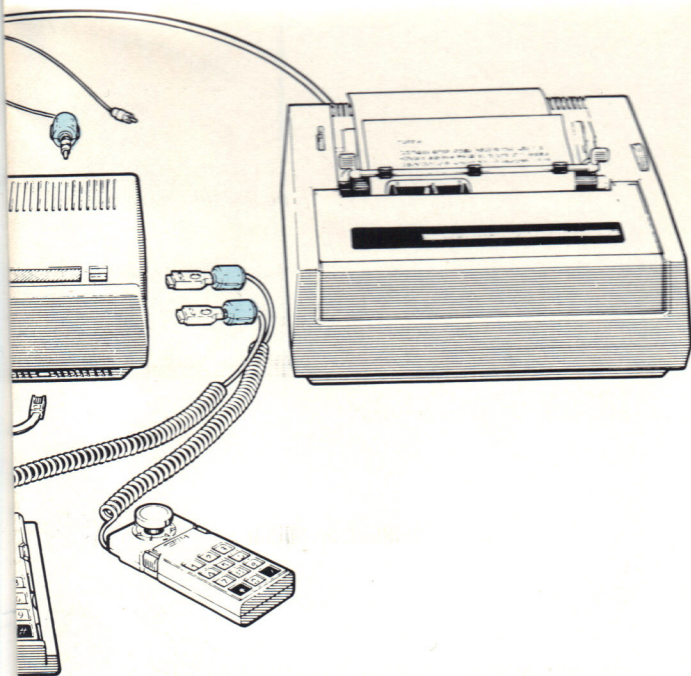


REINSTALLING LINER INTO SLEEVE



INSTALLING SLEEVE ON CABLE

Note: When you are using special controllers (Roller or Super Action), remove the sleeves from the controller and place them on the other special controller cables. When you are using a monitor rather than a television, remove the sleeve from the television cable and place it on the monitor cable.





ADAM™ is a trademark of Coleco Industries, Inc. Amsterdam, New York 12010. All Rights Reserved.

GUIDE NO. 300039

© 1984 Coleco Industries, Inc. All rights reserved.

Printed in U.S.A.